

# SPECIFICATION FOR APPROVAL

# 承 认 书

CUSTOMER

NUMBER

客户名称:

编 号:

DESCRIPTION

QUANTITY

品 名: 贴片共模滤波器

数 量:

PART NO.

DATE

型 号: BCDCM7060-2-301TA

日 期:

CUSTOMER PART NO.

NOTE

客户料号:

注 解:

APPROVAL SIGNATURE  
客户承认签章

APPROVED BY 核 准	Q. C. DEPT. 品 管	CHECKED BY 核 查	DRAWN BY 制 作

深圳市惠尔德电子有限公司

SHENZHEN HUIERDE ELECTRONICS CO., LTD.

地址: 深圳市龙华区观澜街道福民福苑工业区二栋三楼

Tel: 13510325766

# BCDCM7060-2-301TA

## DC COMMON MODE FILTER

### FEATURES

- A chip-type common mode filter for large current applications. Common mode impedance surpasses  $225\Omega$  at 100MHz. Noise is greatly suppressed.
- Capable of handling the highest current (up to 5.0A) of any chip-type common mode filter.
- Height and size have been considered, resulting in a compact and light-weight choke coil. Applicable for the miniaturization required to reduce the size and weight of portable equipment.
- The products contain no lead and also support lead-free soldering.
- The product does not contain regulated substances that are slated to be included in ROHS.



### APPLICATIONS

Used for power line noise suppression for any electronic devices  
Used to counter adapter/battery line noise for relatively large electronic devices such as notebook PCs, stand-alone word processors, etc

### TEMPERATURE RANGES

Operating	-40to+125°C
Storage (After mount)	-40to+125°C

### Part Number System

BCDCM 7060 -2 -301 T A  
① ② ③ ④ ⑤ ⑥

- ① Type: BCDCM
- ② External Dimensions (L×W) (mm): 7.0\*6.0
- ③ Number of Lines: 2
- ④ Impedance: 301=300Ω
- ⑤ Packing: Tape & Reel
- ⑥ Management Symbol: A

### ELECTRICAL CHARACTERISTICS

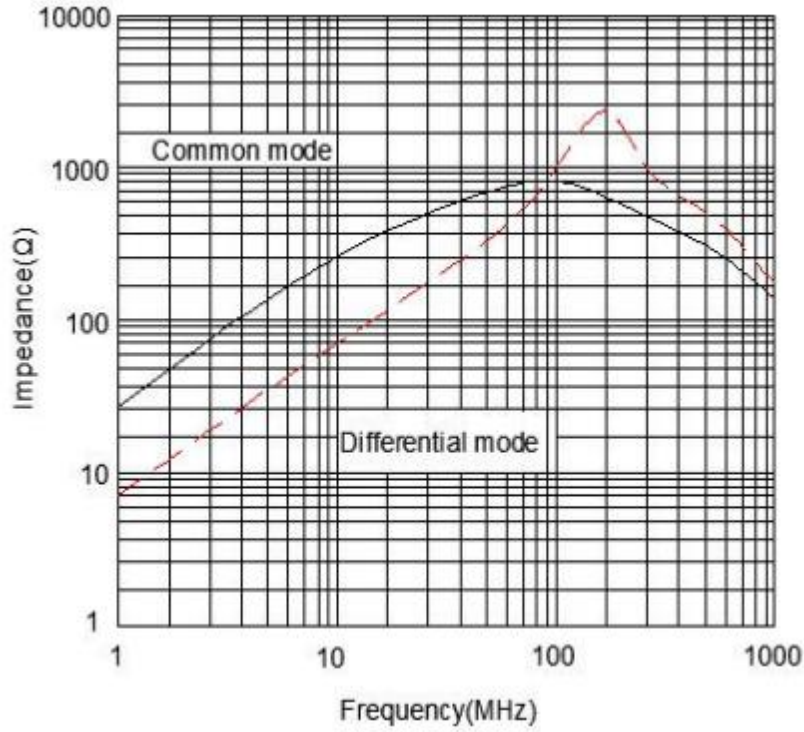
Part No.	Impedance ( $\Omega$ ) [at 100MHz]		DC resistance	Rated current	Insulation resistance
	min	typ	(m $\Omega$ )max [1 line]	ldc (A) max	(M $\Omega$ ) min
BCDCM7060-2-301TA	225	300	10	5	10

# BCDCM7060-2-301TA

## DC COMMON MODE FILTER

### TYPICAL ELECTRICAL CHARACTERISTICS IMPEDANCE vs. FREQUENCY CHARACTERISTICS

BCDCM7060-2-301TA

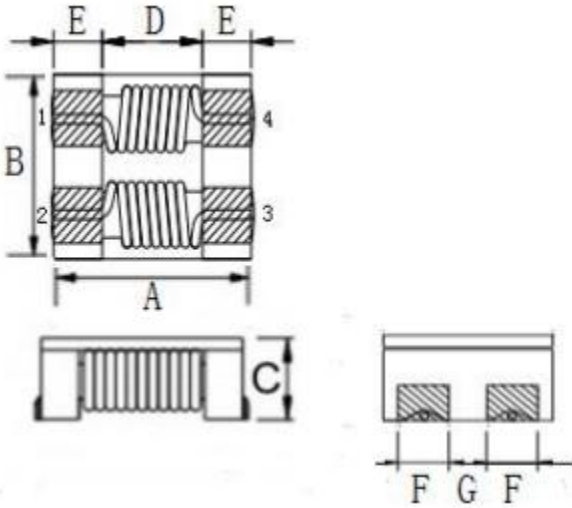


# BCDCM7060-2-301TA

## DC COMMON MODE FILTER

### SHAPES AND DIMENSIONS/CIRCUIT DIAGRAM/RECOMMENDED PC BOARD PATTERN (REFLOW SOLDERING)

◆ Dimensions (mm)



UNIT: mm

A:  $7.0 \pm 0.3$

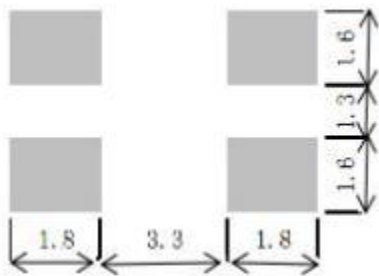
B:  $6.0 \pm 0.3$

C: 3.8 (MAX)

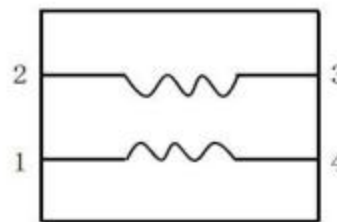
D: 3.5 E: 1.7

F: 1.5 G: 1.5

◆ Land Pattern (mm)



◆ Schematics (Bottom)

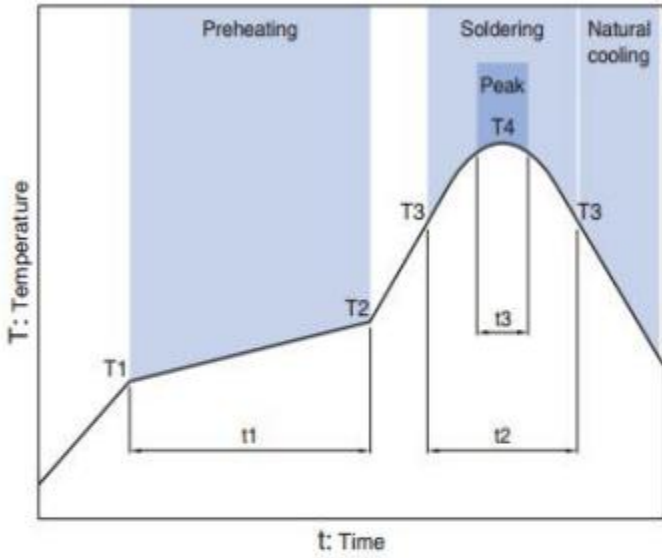


No polarity

# BCDCM7060-2-301TA

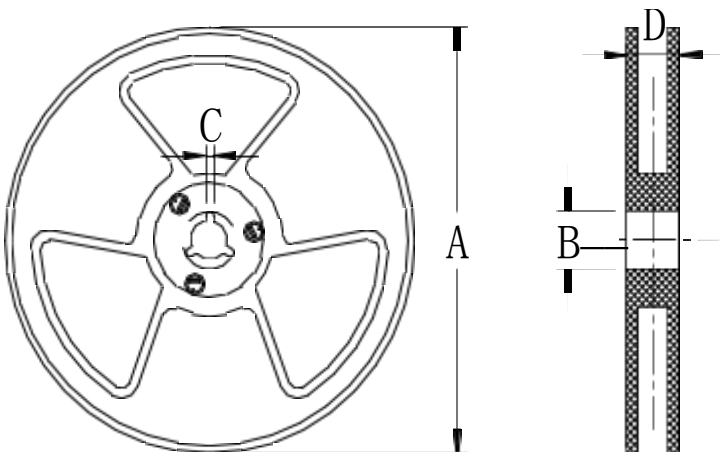
## DC COMMON MODE FILTER

### Recommended Reflow Temperature Curve



Preheating			Soldering		Peak	
Temp.	Temp.	Time	Temp.	Time	Temp.	Time
T1	T2	t1	T3	t2	T4	t3
150°C	180°C	60 to 120s	230°C	10 to 30s	245°C	5s

### Package size (mm)



size \ Specs	13"	7"
A	$\Phi 330 \pm 2.0$	$\Phi 178 \pm 2.0$
B	$\Phi 90 \pm 2.0$	
C	2 3	
D	21.5	